

Stellar Dynamics and Structure of Galaxies

Introduction

Martin Haehnelt^{*}
haehnelt@ast.cam.ac.uk

Institute of Astronomy

Michaelmas Term 2018

^{*} based on slides prepared by Vasily Belokurov and lecture notes by Jim Pringle

Outline I

① Introduction

② Clusters

- Globular Clusters

- Open clusters

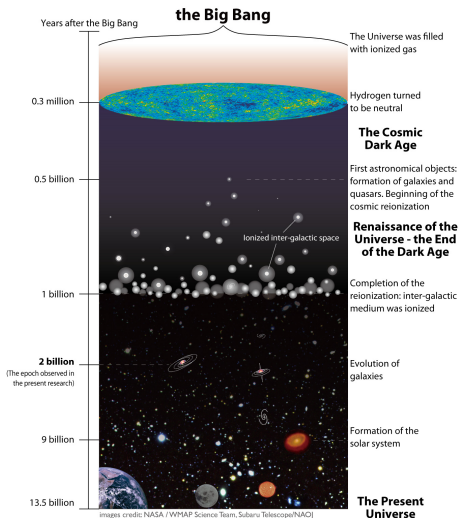
- Clusters of galaxies

- Comparison of hot stellar systems

Galaxies in a cosmological context


Introduction

Clusters



Cosmic Timeline

A typical disc galaxy




NGC 634

Another typical disc galaxy



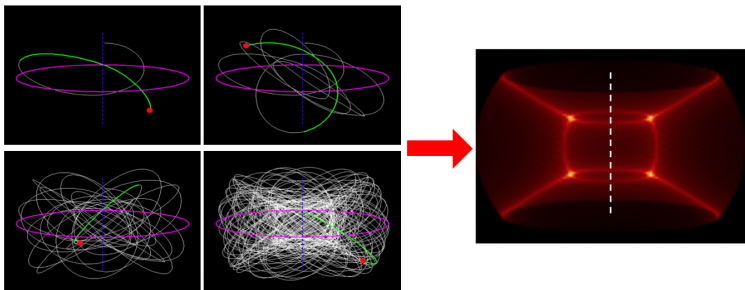
NGC 4565

A typical elliptical galaxy




M 87

How to relate the structure of galaxies to stellar orbits?



Orbits in axisymmetric potential. From Cappellari et al 2004

How to relate the structure of galaxies to stellar orbits?



Observed light and velocity distribution is nothing but the superposition of stellar orbits

Questions we will ask?

- What is the mass distribution of galaxies?
- What is the mass made of?
- On what orbits do stars, gas, dark matter, globular clusters move?
- How much mass is contributed by each component?
- What can we learn about the formation and evolution of galaxies from their present-day appearance?

With the hope to shed some light on some of the big questions in Astronomy:

- The need for and the nature of dark matter
- Are Newton's/Einstein's theory of gravity sufficient?
- Is there any non-gravitational interaction between dark matter and ordinary matter?
- What do present-day galaxies tell us about the formation of (the first) stars and galaxies, the formation and evolution of (the first) black holes, their past chemical evolution.

Collisional and collisionless dynamics

Stars and gas

Introduction

Clusters

- Around solar radius, the typical distance between two stars is 10^{19} cm.
- What about the galaxy centre?
- Gas can shock. Gas can radiate.
- Cooling gas will lose energy, hence change the shape of the distribution.

Globular cluster properties

Introduction

Clusters

Globular Clusters

Open clusters

Clusters of galaxies

Comparison of hot
stellar systems

- Round, smooth distribution of stars (assume spherical)
- Population II (old) stars
- $10^4 - 10^6$ stars in each
- Ages $\sim 10^{10}$ years (from stellar evolution models and isochrone fitting).
- Traditionally measure surface brightness as a function of R i.e. $\mu(R)$, or (more recently) use high resolution HST images to count stars $N(R)$.

Introduction


Clusters

Globular Clusters

Open clusters

Clusters of galaxies

Comparison of hot
stellar systems



Top row: Messier 4 (ESO), Omega Centauri (ESO), Messier 80 (Hubble)
Middle row: Messier 53 (Hubble), NGC 6752 (Hubble), Messier 13 (Hubble)
Bottom row: Messier 4 (Hubble), NGC 288 (Hubble), 47 Tucanae (Hubble)

Globular Clusters

Open clusters

Clusters of galaxies

Comparison of hot
stellar systems

We want star mass density $\rho(r)$
as a function of radius:

- Use M/L (~ 2 solar units)
or star masses M_* to
convert $\mu(R)$ or $N(R)$ to
surface mass density $\Sigma(R)$.
- Assume spherical symmetry
 $\Sigma(R) \rightarrow \rho(r)$

Globular cluster properties

Density profile

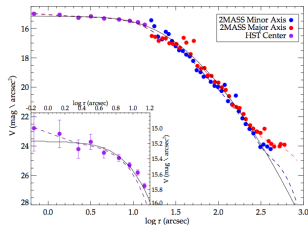


Fig. 4. The surface brightness profile of NGC 2808. The red and the blue circles mark the measurements from the 2MASS image along the major and minor axis, respectively, as well as their MGE parametrization (dashed lines). The profile obtained from the HST star catalog is shown in purple. Overplotted is the profile obtained by [Trager et al. \(1995\)](#) with a solid black line.

Globular cluster properties

Important radii

Introduction

Clusters

Globular Clusters

Open clusters

Clusters of galaxies

Comparison of hot
stellar systems

- At **core radius** $\mu(R_c) = \frac{1}{2}\mu(0)$, $R_c \sim 1.5$ pc. ρ constant for $r < R_c$
- Median radius, typical radius, characteristic radius: contains **half the light** (2D). $R_h \sim 10$ pc.
- As we approach **tidal radius**: $\mu \rightarrow 0$, the “edge” of the cluster, is at $r_t \sim 50$ pc.

Globular Clusters

Open clusters
 Clusters of galaxies
 Comparison of hot
 stellar systems

Globular cluster properties

Masses

- Total mass $M \lesssim 10^6 M_{\odot}$
- Star masses up to $0.8 M_{\odot}$
- Core density $\rho_c = \rho(0) \sim 8 \times 10^4 M_{\odot} \text{ pc}^{-3}$
- One-dimensional central velocity dispersion
 $\sigma_r \equiv \sqrt{v_r^2} \sim 13 \text{ km s}^{-1}$
 (ranges from 2 - 15 km s^{-1})



Open clusters

Introduction

Clusters

Globular Clusters

Open clusters

Clusters of galaxies

Comparison of hot
stellar systems



NGC 3603

Open cluster properties

Introduction

Clusters

Globular Clusters

Open clusters

Clusters of galaxies

Comparison of hot stellar systems

- $N \sim 10^2 - 10^3$ stars
- Age $\lesssim 10^8$ years \Rightarrow either all formed recently or form and disperse continually.
- $R_c \sim 1$ pc
- $R_h \sim 2$ pc
- $r_t \sim 10$ pc, because of stronger gravity in the disk of the Galaxy, and lower cluster mass.
- Mass $\sim 250 M_\odot$
- $M/L \sim 1$ (solar units)
- $\rho_c \sim 100 M_\odot \text{ pc}^{-3}$ (cf solar neighbourhood $\bar{\rho} = 0.05 M_\odot \text{ pc}^{-3}$).
- $\sigma_r = \sqrt{v_r^2} \sim 1 \text{ km s}^{-1}$ (system assumed approximately isothermal).

Galaxy clusters

Introduction

Clusters

Globular Clusters

Open clusters

Clusters of galaxies

Comparison of hot
stellar systems



Abell 1689

Properties of galaxy clusters

Introduction

Clusters

Globular Clusters

Open clusters

Clusters of galaxies

Comparison of hot
stellar systems

- Large range of N , and wide spread of M , but typically $N \sim 100$ galaxies, and total masses $\sim 10^{15} M_{\odot}$ (much of the mass is not visible).
- $R_c \sim 250$ kpc
- $R_h \sim 3$ Mpc
- $\sigma_r \sim 800$ km s $^{-1}$
- Crossing time

$$t_{\text{cross}} \sim R_h / \sigma_r \sim 10^9 \left(\frac{R_h}{1 \text{ Mpc}} \right) \left(\frac{\sigma_r}{10^3 \text{ km s}^{-1}} \right)^{-1} \text{ yr}$$

- Age $\lesssim 13.7 \times 10^9$ yr (age of the universe) \Rightarrow dynamically young, often still forming, collapsing for the first time.

Comparison of hot stellar systems

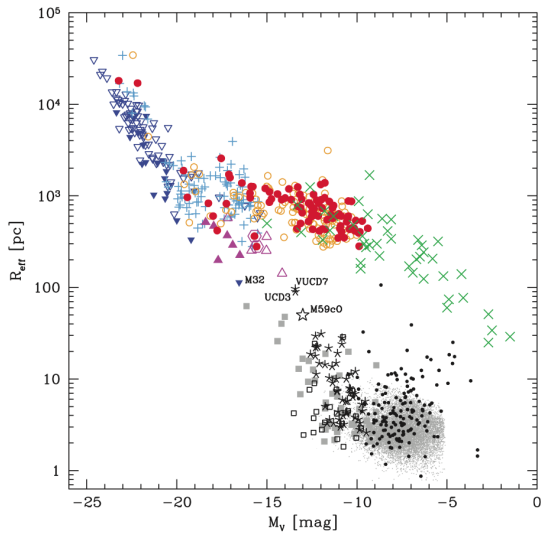
Introduction

Clusters

Globular Clusters

Open clusters

Clusters of galaxies

Comparison of hot
stellar systems

Comparison of hot stellar systems

Introduction

Clusters

- Globular Clusters
- Open clusters
- Clusters of galaxies
- Comparison of hot stellar systems

